



# THE NEW LIFT CODE



## WHY CHOOSING NOVA CODE

- ➔ **DESIGN**  
Style, elegance, refined materials and shapes merge into a contemporary aesthetic, where every detail is designed to enhance the environment with coherence, harmony and functionality.
- ➔ **MINIMAL STYLE**  
NOVA Code adapts to every mobility need within private buildings, matching minimal design and optimizing volumes and spaces.
- ➔ **QUALITY**  
Every stage of the production process is crafted with attention to detail to ensure a product of superior quality.
- ➔ **ENERGY EFFICIENCY**  
NOVA Code requires minimum energy consumption thanks to its electric drive.
- ➔ **SAFETY AND COMFORT**  
State-of-the-art technologies for a smooth, quiet, and safe ride.





## WHY SHOULD YOU CHOOSE CODE?

NOVA Code is designed to improve mobility within private buildings, adapting perfectly to every need and every home environment.

It allows to overcome architectural barriers and improves the quality of life, confirming Made in Italy design.

NOVA Code homelift is meant to be installed indoor in a glazed panoramic shaft, which matches perfectly the surrounding design and furniture.

It ensures a smooth, extremely silent ride and guarantees the highest safety standards for all users.

NOVA Code is manufactured with the utmost attention to energy efficiency and environmental protection.

 *Made in Italy*





## MINIMAL ELEGANCE FOR MAXIMUM FUNCTIONALITY

### **NOVA CABINLESS HOMELIFT**

Code is NOVA Elevators' innovative cabinless electric homelift, designed for indoor use in private and residential buildings. Its modern and elegant look is combined with maximum functionality, making the homelift a design furniture. Thanks to its minimal style and panoramic solutions, Code homelift becomes the true protagonist of the house.

### **FULL-OPTIONAL**

NOVA Code is supplied fully equipped with a wide array of finishes to grant the user maximum versatility. Code standard version is equipped with touch screen display, custom lighting system, touch-sensitive handrail, smartphone app and full-glass automatic doors.

### **SAFETY & COMFORT**

Code homelift ensures maximum comfort to all users thanks to its belt-driven system, which allows a smooth, extremely silent and vibration-free ride. It guarantees the highest safety standards, such as the anti-crush system (patent pending) with sensors installed on the platform edges.

# THE REVOLUTION FOR YOUR LIVING

## **MULTI-FUNCTION TOUCH SCREEN DISPLAY**

NOVA Code is equipped with a 15.6" touch screen display, which allows to select floors and manage various options such as RGBW lighting, welcome message and screen backgrounds. These selections are available even remotely with a dedicated smartphone app. In addition to that, information about the lift status, diagnostic functions and parameter changes are available for technicians and installers in a specific section protected by password.

## **TOUCH-SENSITIVE HANDRAIL**

NOVA Code is equipped with a smart handrail, acting both as lighting element and hold-to-run function, thanks to the integrated sensing system (patent pending): the user activates the movement of the platform by approaching or leaning on the handrail after selecting the floor on the touch screen. The handrail is supplied as standard even on platforms with automatic operation (extra EU countries) as main light source for the homelift.

## **FULL-GLASS AUTOMATIC DOORS**

Code homelift is supplied with double panel full-glass automatic doors, perfectly matching the environment thanks to the panoramic glazing. They are equipped with quiet motors integrated in the door frame, which offer a space-saving solution.







## EFFICIENCY AND DESIGN

### **LOW ENERGY CONSUMPTION**

NOVA Code has been designed to minimise power consumption: it is highly efficient and reduces energy costs. The electric drive with brushless motor is a sustainable choice and an excellent long-term investment, due to its low maintenance costs.

### **COMPACT MECHANICS**

All NOVA Code mechanical components are installed behind the central column (patent pending), optimizing volume and increasing available space on the platform.

The particular shape allows more space to the sides. Moreover, maintenance operations are simplified by the absence of controllers outside the shaft.

### **PANORAMIC SHAFT**

NOVA Code is supplied with a panoramic shaft, which requires fixings to a load-bearing wall and floor slabs.

The whole environment becomes lighter thanks to full height panoramic glazing.





# NOVA CODE FINISHES

NOVA Code configuration with:

- **Transparent glass** on doors and panoramic shaft
- F12PPS skinplate stainless steel-effect for the central column
- **White painted aluminum** handrail
- 13332 PVC White Marble floor
- RAL 9007 painted panoramic shaft



NOVA Code configuration with:

- **Smoked grey glass** on doors and panoramic shaft
- RAL 1019 painted central column
- **Black anodized aluminium** handrail
- 13002 PVC Silver Concrete floor
- RAL 1019 painted panoramic shaft



NOVA Code configuration with:


- **Smoked bronze glass** on doors and panoramic shaft
- Polished stainless steel central column
- **Bronze anodized aluminium** handrail
- 42292 PVC Charcoal Slate floor
- RAL 9010 painted panoramic shaft



## SKINPLATE For central column



**A1**  
Optical white




**A4**  
Milk white



**PPS10**  
Marble



**A90GTA**  
Canvas




**N1**  
Light grey



**DT63**  
Fabric beige



**DT65**  
Fabric grey



**L4SMA**  
Bronze



**F12PPS**  
St. steel look



**N3PP**  
Glossy black

## STAINLESS STEEL For central column



Polished  
stainless steel



Brushed  
stainless steel



Linen stainless steel



Champagne  
polished st. steel




Gold polished  
stainless steel

## PVC FLOORS



**13332**  
White Marble



**13002**  
Silver Concrete



**13022**  
Beton Concrete




**13082**  
Gravel Concrete



**42292**  
Charcoal Slate

## PAINTING Texturized finish - For central column, panoramic shaft and mechanics side



**RAL 9003**  
Signal white



**RAL 9010**  
Pure white



**RAL 1013**  
Pearl white



**RAL 1019**  
Grey beige



**RAL 8017**  
Chocolate brown




**RAL 9006**  
White aluminium



**RAL 9007**  
Grey aluminium



**NW300M**  
Micaceous iron



**RAL 7016**  
Anthracite grey



**RAL 9005**  
Deep black

## OPTIONAL PAINTING

All K7 RAL colours and special colours (ex. Gold, Bronze, Corten...) available upon request.

# NOVA CODE

## FULL-OPTIONAL CONFIGURATION

Painted metal panoramic shaft

Full panoramic glazing up to floor levels with selection of glass

Column with touch screen display and touch-sensitive handrail

Compact mechanics (patent pending) cover

Touch-sensitive, illuminating handrail (patent pending)

Full-glass automatic double swing doors at landings



Touch screen display with options management

5 cm pit. Code can also be placed directly on the floor with 5 cm step

Anti-crush system with safety sensors on platform edges (patent pending)

PVC floor

RGBW side lighting

Touch-sensitive call at landings





## SPACE OPTIMIZING HOMELIFT

NOVA Code is designed to minimise footprint and requires only 5 cm pit. It integrates all mechanical and electrical components inside the central column and in the shaft. There is no need for external cabinets positioned at the side of the entrance or near the lift. In this way NOVA Code is non-invasive and enhances any installation context.

## SCENIC LIGHTING

Light is the true protagonist of NOVA Code, thanks to the arrangement of different light sources. Two cuts of light are positioned on the corners of the central column, as well as LED lights installed on the handrail. LED strips on the sides project light onto the back wall and into the shaft. Possibility to change colours and intensity.

## TOUCH-SENSITIVE CALL AT LANDINGS

NOVA Code is equipped with an innovative touch-sensitive call system at landings: place the hand on the square opaline frame on the upright to activate the lift call.



# NOVA CODE

## TECHNICAL DATA

### HOMELIFT

Compliance to directives	Machine Directive 2006/42/CE
Duty load	300 - 400 kg / 5 people max
Speed	0,15 m/s - 0,30 m/s outside EU
Maximum travel	12 mt
Number of stops	Up to 5
Entrance	Single, through car, adjacent or triple (not on the same floor)
Operation	Hold-to-run (EU) and automatic (outside EU)
Drive	Brushless electric motor with counterweight
Power supply	One-phase 230 V, 50-60 Hz
Hedroom	min. 2350 mm
Pit	50 mm - can also be placed directly on the floor with a 50 mm step

### PLATFORM

Column height	1950 mm with RGBW side lighting
Control panel	15,6" touch screen display
Safety	Emergency operation in case of power failure - Safety gear Double motor brake - Electrical locks on landing doors - Overspeed governor - Anti-crush system with sensors on platform edges Overload sensor - Emergency light - Alarm

### LANDING DOORS

Automatic landing doors	Full glass double panel swing doors (glass colour to be selected)
Door width	Min. 600 mm - Max 900 mm
Door height	2000 mm

### SHAFT

Panoramic shaft	Painted metal with glass options
Shaft cladding	Interior flush glass - Blind metal panels
Mechanics side cladding	Painted metal panels

### DIMENSIONS (mm)

Side mechanics (width x depth)			Back mechanics (width x depth)		
Platform	Shaft	Doors	Platform	Shaft	Doors
800x800	1100x900	700x2000	800x600	900x900	600x2000
1000x800	1300x900	900x2000	800x800	900x1100	600x2000
800x1200	1100x1300	700x2000	800x1000	900x1300	600x2000
1000x1000	1300x1100	900x2000	1200x800	1300x1100	900x2000
1000x1200	1300x1300	900x2000	1000x1000	1100x1300	800x2000
1000x1300	1300x1400	900x2000	1200x1000	1300x1300	900x2000
1100x1400	1400x1500	900x2000	1300x1000	1400x1300	900x2000
			1400x1100	1500x1400	900x2000





THE NEW  
LIFT CODE



For over thirty years, the **Govoni family** and **NOVA Elevators** have been turning vertical movement into a unique experience, with systems that embody the excellence of Italian design and craftsmanship.

Today, **more than 1,000 projects take shape every year** around the world, bringing comfort, beauty and accessibility to the spaces we live in.

**Passion, innovation and responsibility** guide our path, creating homelifts that are not just **mobility solutions**, but distinctive signs of **style and design**.



NOVA S.r.l.  
Via G. Galilei, 116/c  
40014 Palata Pepoli - Crevalcore (Bologna) - Italy  
Tel. +39 051 985330  
E-mail: [info@nova-elevators.com](mailto:info@nova-elevators.com)

[www.nova-elevators.com](http://www.nova-elevators.com)



Member of



 *Made in Italy*

FOLLOW US!



These technical specifications and images are intended for illustrative purposes and are not binding for the company. NOVA S.r.l. reserves the right to make any changes at any time it considers appropriate. All rights reserved. Even partial reproduction of this catalog is forbidden without the consent of NOVA S.r.l.

Ed. 05-2026