



THE NEW LIFT **CODE**



WHY CHOOSING NOVA CODE



QUALITY

Our customers acknowledge the great attention to detail in every phase of the manufacturing process, which turns up in a product of the highest quality



MINIMAL STYLE

NOVA Code adapts to every mobility need within private buildings, matching minimal design and optimizing volumes and spaces



ENERGY EFFICIENCY

NOVA Code requires minimum energy consumption thanks to its electric drive



SAFETY & COMFORT

Our products ensure a safe and comfortable ride for all users



DESIGN

Elegant homelifts with refined shapes and materials





WHY SHOULD YOU CHOOSE CODE?

NOVA Code is designed to improve mobility within private buildings, adapting perfectly to every need and every home environment.


It allows to overcome architectural barriers and improves the quality of life, confirming Made in Italy design.

NOVA Code homelift is meant to be installed indoor in a glazed panoramic shaft, which matches perfectly the surrounding design and furniture.

It ensures a smooth, extremely silent ride and guarantees the highest safety standards for all users.

NOVA Code is manufactured with the utmost attention to energy efficiency and environmental protection.

 *Made in Italy*





MINIMAL ELEGANCE FOR MAXIMUM FUNCTIONALITY

NOVA CABINLESS HOMELIFT

Code is NOVA Elevators' innovative cabinless electric homelift, designed for indoor use in private and residential buildings. Its modern and elegant look is combined with maximum functionality, making the homelift a design furniture. Thanks to its minimal style and panoramic solutions, Code homelift becomes the true protagonist of the house.

FULL-OPTIONAL

NOVA Code is supplied fully equipped with a wide array of finishes to grant the user maximum versatility. Code standard version is equipped with touch screen display, custom lighting system, touch-sensitive handrail, smartphone app and full-glass automatic doors.

SAFETY & COMFORT

Code homelift ensures maximum comfort to all users thanks to its belt-driven system, which allows a smooth, extremely silent and vibration-free ride. It guarantees the highest safety standards, such as the anti-crush system (patent pending) with sensors installed on the platform edges.

THE REVOLUTION FOR YOUR LIVING

MULTI-FUNCTION TOUCH SCREEN DISPLAY

NOVA Code is equipped with a 15.6" touch screen display, which allows to select floors and manage various options such as RGBW lighting, welcome message and screen backgrounds. These selections are available even remotely with a dedicated smartphone app. In addition to that, information about the lift status, diagnostic functions and parameter changes are available for technicians and installers in a specific section protected by password.

TOUCH-SENSITIVE HANDRAIL

NOVA Code is equipped with a smart handrail, acting both as lighting element and hold-to-run function, thanks to the integrated sensing system (patent pending): the user activates the movement of the platform by approaching or leaning on the handrail after selecting the floor on the touch screen. The handrail is supplied as standard even on platforms with automatic operation (extra EU countries) as main light source for the homelift.

FULL-GLASS AUTOMATIC DOORS

Code homelift is supplied with double panel full-glass automatic doors, perfectly matching the environment thanks to the panoramic glazing. They are equipped with quiet motors integrated in the door frame, which offer a space-saving solution.







EFFICIENCY AND DESIGN

LOW ENERGY CONSUMPTION

NOVA Code has been designed to minimise power consumption: it is highly efficient and reduces energy costs. The electric drive with brushless motor is a sustainable choice and an excellent long-term investment, due to its low maintenance costs.

COMPACT MECHANICS

All NOVA Code mechanical components are installed behind the central column (patent pending), optimizing volume and increasing available space on the platform.

The particular shape allows more space to the sides. Moreover, maintenance operations are simplified by the absence of controllers outside the shaft.

PANORAMIC SHAFT

NOVA Code is supplied with a panoramic shaft, which requires fixings to a load-bearing wall and floor slabs.

The whole environment becomes lighter thanks to full height panoramic glazing.



NOVA CODE FINISHES

NOVA Code configuration with:

- **Transparent glass** on doors and panoramic shaft
- F12PPS skinplate stainless steel-effect for the central column
- **White painted aluminum** handrail
- 13332 PVC White Marble floor
- RAL 9007 painted panoramic shaft



NOVA Code configuration with:

- **Smoked grey glass** on doors and panoramic shaft
- RAL 1019 painted central column
- **Black anodized aluminium** handrail
- 13002 PVC Silver Concrete floor
- RAL 1019 painted panoramic shaft



NOVA Code configuration with:


- **Smoked bronze glass** on doors and panoramic shaft
- Polished stainless steel central column
- **Bronze anodized aluminium** handrail
- 42292 PVC Charcoal Slate floor
- RAL 9010 painted panoramic shaft




SKINPLATE For central column



A1
Optical white




A4
Milk white



PPS10
Marble



A90GTA
Canvas




N1
Light grey



DT63
Fabric beige



DT65
Fabric grey



L4SMA
Bronze



F12PPS
St. steel look




N3PP
Glossy black


STAINLESS STEEL For central column



Polished
stainless steel




Brushed
stainless steel



Linen stainless steel



Champagne
polished st. steel



Gold polished
stainless steel

PVC FLOORS



13332
White Marble




13002
Silver Concrete



13022
Beton Concrete




13082
Gravel Concrete




42292
Charcoal Slate

PAINTING Texturized finish - For central column, panoramic shaft and mechanics side




RAL 9003
Signal white




RAL 9010
Pure white



RAL 1013
Pearl white



RAL 1019
Grey beige




RAL 8017
Chocolate brown



RAL 9006
White aluminium




RAL 9007
Grey aluminium



NW300M
Micaceous iron



RAL 7016
Anthracite grey



RAL 9005
Deep black

OPTIONAL PAINTING

All K7 RAL colours and special colours (ex. Gold, Bronze, Corten...) available upon request.

NOVA CODE

FULL-OPTIONAL CONFIGURATION





SPACE OPTIMIZING HOMELIFT

NOVA Code is designed to minimise footprint and requires only 5 cm pit. It integrates all mechanical and electrical components inside the central column and in the shaft. There is no need for external cabinets positioned at the side of the entrance or near the lift. In this way NOVA Code is non-invasive and enhances any installation context.

SCENIC LIGHTING

Light is the true protagonist of NOVA Code, thanks to the arrangement of different light sources. Two cuts of light are positioned on the corners of the central column, as well as LED lights installed on the handrail. LED strips on the sides project light onto the back wall and into the shaft. Possibility to change colours and intensity.

TOUCH-SENSITIVE CALL AT LANDINGS

NOVA Code is equipped with an innovative touch-sensitive call system at landings: place the hand on the square opaline frame on the upright to activate the lift call.



NOVA CODE

TECHNICAL DATA

HOMELIFT

Compliance to directives	Machine Directive 2006/42/CE
Duty load	300 - 400 kg / 5 people max
Speed	0,15 m/s - 0,30 m/s outside EU
Maximum travel	12 mt
Number of stops	Up to 5
Entrance	Single, through car, adjacent or triple (not on the same floor)
Operation	Hold-to-run (EU) and automatic (outside EU)
Drive	Brushless electric motor with counterweight
Power supply	One-phase 230 V, 50-60 Hz
Hedroom	min. 2350 mm
Pit	min. 50 mm - can also be placed directly on the floor with a 50 mm step

PLATFORM

Column height	1950 mm with RGBW side lighting
Control panel	15,6" touch screen display
Safety	Emergency operation in case of power failure - Safety gear Double motor brake - Electrical locks on landing doors - Overspeed governor - Anti-crush system with sensors on platform edges Overload sensor - Emergency light - Alarm

LANDING DOORS

Automatic landing doors	Full glass double panel swing doors (glass colour to be selected)
Door width	Min. 600 mm - Max 900 mm
Door height	2000 mm

SHAFT

Panoramic shaft	Painted metal with glass options
Shaft cladding	Interior flush glass - Blind metal panels
Mechanics side cladding	Painted metal panels

DIMENSIONS (mm)

Side mechanics (width x depth)			Back mechanics (width x depth)		
Platform	Shaft	Doors	Platform	Shaft	Doors
800x800	1100x900	700x2000	800x600	900x900	600x2000
1000x800	1300x900	900x2000	800x800	900x1100	600x2000
800x1200	1100x1300	700x2000	800x1000	900x1300	600x2000
1000x1000	1300x1100	900x2000	1200x800	1300x1100	900x2000
1000x1200	1300x1300	900x2000	1000x1000	1100x1300	800x2000
1000x1300	1300x1400	900x2000	1200x1000	1300x1300	900x2000
1100x1400	1400x1500	900x2000	1300x1000	1400x1300	900x2000
			1400x1100	1500x1400	900x2000



THE NEW
LIFT CODE



For over 30 years NOVA Elevators and Govoni's family have been committed to ensuring quality and attention to detail in over 1000 projects entrusted by our customers every year in over 30 Countries worldwide.

NOVA Elevators has always operated with professionalism, experience, determination and skill: our best combination **to produce quality.**



NOVA S.r.l.
Via G. Galilei, 116/c
40014 Palata Pepoli - Crevalcore (Bologna) - Italy
Tel. +39 051 985330
E-mail: info@nova-elevators.com
www.nova-elevators.com



Member of



FOLLOW US!



These technical specifications and images are intended for illustrative purposes and are not binding for the company.
NOVA S.r.l. reserves the right to make any changes at any time it considers appropriate.
All rights reserved. Even partial reproduction of this catalog is forbidden without the consent of NOVA S.r.l.